


# 1K46

**Trituratori industriali**  
Industrial shredders

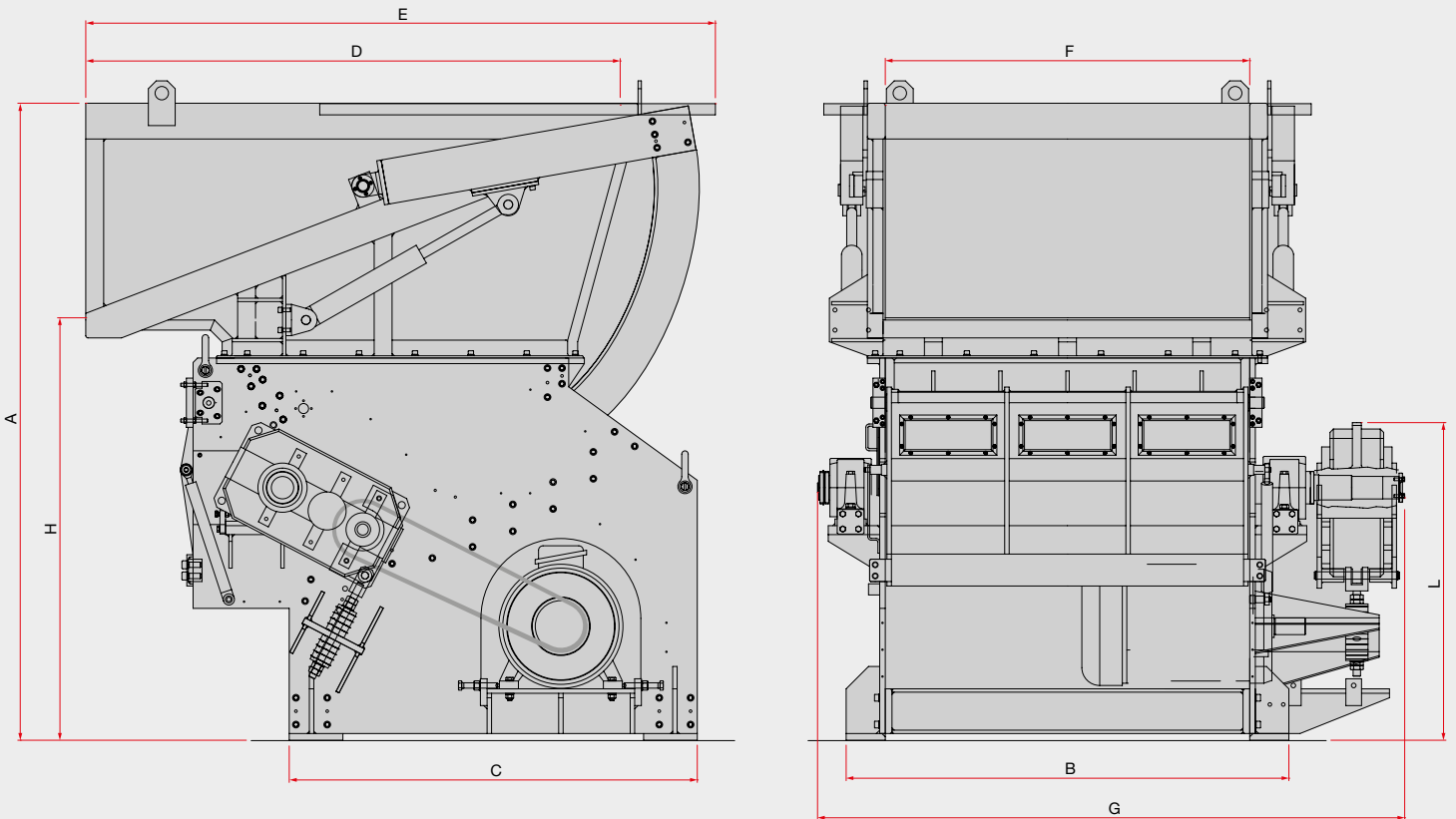


**Monoalbero / Azionamento elettrico**  
Single shaft / Electric drive

**75 ÷ 111 kW**

# 1K46

Made in Italy 








## Dimensioni - Dimensions

Modello Model	A mm	B mm	C mm	D mm	E mm	F mm	G mm	H mm	L mm
<b>1K46/150-100</b>	2850	1980	1825	2390	2820	1630	2830	1890	1420
<b>1K46/200-150</b>	2850	2520	1825	2390	2820	2170	3370	1890	1420

## Dati tecnici - Technical data

Modello Model	Camera di lavoro Shredding chamber	Ø rotore Ø rotor	Taglienti Plates	Potenza Power	Peso Weight
<b>1K46/150-100</b>	1630x1200 mm	460 mm	50x50x35 mm	75 kW	8200 kg
<b>1K46/200-150</b>	2170x1200 mm	460 mm	50x50x35 mm	111 kW	11000 kg

## Applicazioni - Applications

	<b>Cavi elettrici</b> Electric cables	600-1000
	<b>Rifiuti ospedalieri</b> Hospital waste	800-1500
	<b>Plastica</b> Plastics	1000-1500
	<b>Legno</b> Wood	800-1200
	<b>Carta</b> Paper	800-1500
<b>Materiale - Material</b>		<b>kg/h</b>