

# 2R300


**Trituratori industriali**  
Industrial shredders

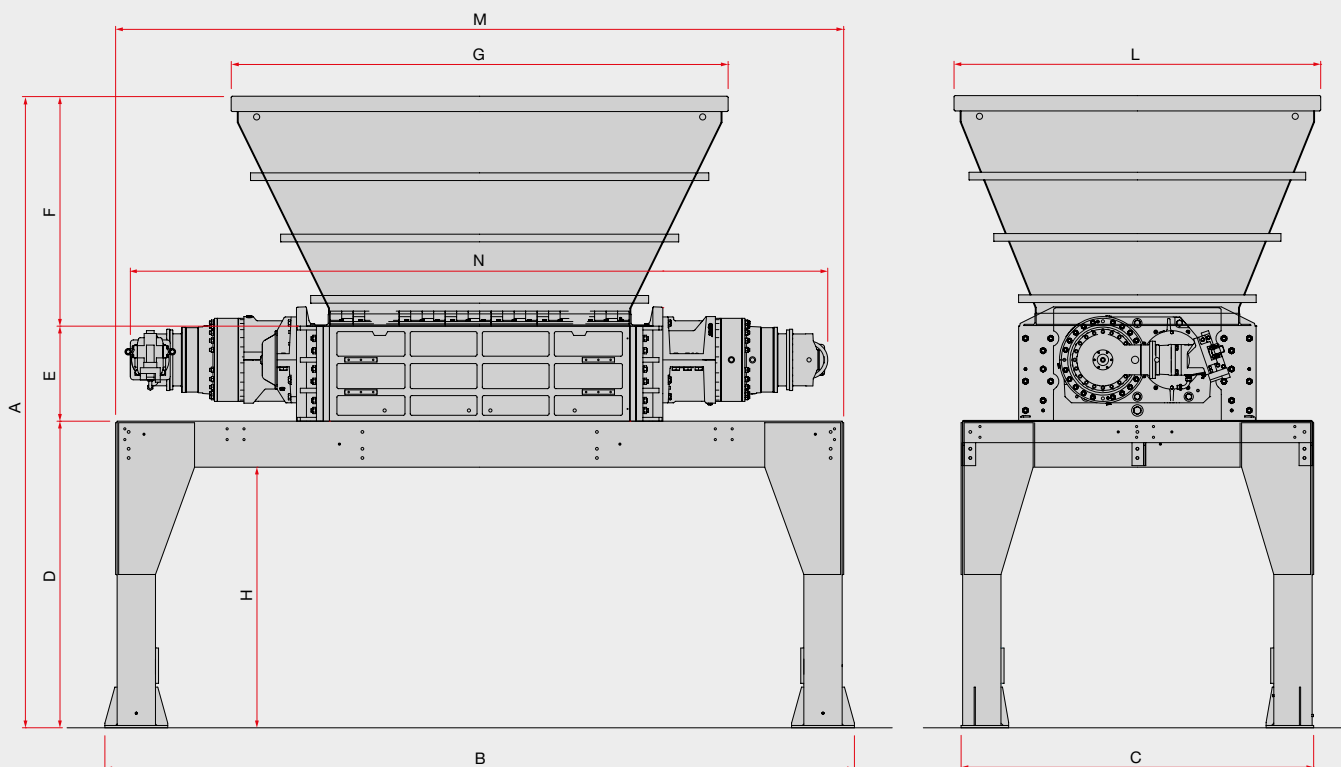


**2 alberi / Azionamento idraulico**  
2 shaft / Hydraulic drive

**235 kW**

# 2R300

Made in Italy 




## Dimensioni - Dimensions

Modello Model	A mm	B mm	C mm	D mm	E mm	F mm	G mm	H mm	L mm	M mm	N mm
<b>2R15/300</b>	4120	4440	2300	2000	620	1500	2790	1700	2390	4300	4100
<b>2R20/300</b>	4120	4890	2300	2000	620	1500	3240	1700	2390	4750	4550

## Dati tecnici - Technical data

Modello Model	Camera di lavoro Shredding chamber	Spessore lame Blades thickness	Potenza Power	Peso Weight
<b>2R15/300</b>	1510x1100 mm	50 - 75 mm	235 kW	13100+2180+2180 kg
<b>2R20/300</b>	1960x1100 mm	50 - 75 mm	235 kW	15350+2180+2180 kg

## Applicazioni - Applications

 <b>Rifiuti industriali</b> Industrial scraps/waste	7-12
 <b>Pneumatici</b> Tyres	8-15
 <b>Rifiuti solidi urbani</b> Municipal solid waste	20-40
 <b>Fusti di metallo</b> Metal drums	240 pcs/h
 <b>Rifiuti ingombranti</b> Bulky waste	6-7
<b>Materiale - Material</b>	<b>t/h</b>